

PERFORMANCE TIPS:

MOST IMPORTANT:

Performing in front of an audience can be an exhilarating experience even if you have never done it before. Don't worry! You could well discover that you were made for the stage!

The first and most important thing to remember is - **perform with confidence**; even if you do not **feel** confident. If you **look** like you're in control you can make the most inept performance **seem** outstanding. Performing is like selling – if the audience feels good about the performer, they will feel good about the performance.

Choose the talent that best suits you. It is always better to pick an easier, lower scoring talent you **CAN** do, rather than a harder, higher scoring talent that might get you 'crossed off' early.

Physical Tips:

- ★ Make sufficient space in front of you and assemble all the props you need – sounds simple, but it's easy to overlook a key prop and end up looking silly.
- ★ Handle the props and get a feel for their surface texture. You don't want anything to slip through your fingers because it's smoother than you expect.
- ★ Keep your shoulders back and your chin up – this body position gives the audience the feeling that you are in control.
- ★ Keep your eyes up – briefly making eye contact with judges and audience members throughout your performance.
- ★ Do not just look straight ahead – you'll look like a startled rabbit.
- ★ When looking at the audience, gently swivel your head around, don't look out of the corners of your eyes - this looks shifty and nervous.
- ★ Smile while you perform – as much as possible.

Expression:

- ★ If you're singing – sing out! If you're talking - speak up. If you're acting - make your gestures wide and a little overdone. In a game like this there is no such thing as **OVERACTING**. But if you under-act, those crosses will light up very quickly.
- ★ Establish a rapport with your audience. You can take up a little time at the start of your performance by explaining in more depth about what you are going to do. This draws them in and makes them want to know what comes next.

Before You Start:

- ★ When the judge asks if you are ready to start, you can take a few moments to collect your thoughts before you say "YES". Those few moments can be a precious breather that lets you consider your performance. For example:-
- ★ If you are impersonating a famous entertainer, give a few moments thought to which mannerisms people associate with that entertainer so you can exaggerate those actions during your performance.
- ★ If you are going to sing, run through the first couple of lines in your head. When you are singing, if you don't know all the lyrics simply carry on "la la-ing" – but with gusto! If you're funny, you can still stop the judges hitting that Big Red Button!
- ★ Before you play a tune on the kazoo, hum it to yourself to make sure that you know what you are going to play.

- ★ **ABOVE ALL – Don't take yourself too seriously.**
Have fun – be silly. It's only a game!

Britain's Got Talent is a trademark of FremantleMedia Ltd. and Simco Ltd. Licensed by FremantleMedia Enterprises. www.fremantlemedia.com

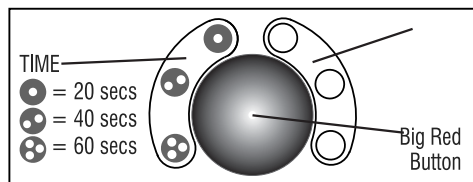
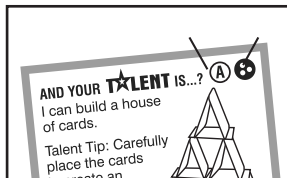


See more fun games at www.drumondpark.com



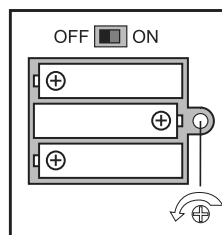
- Contents:** ★ Game Cards with 300 Talents
★ 1 Board with Electronic Unit ★ 6 Playing Pieces
★ Microphone with echo effect ★ Kazoo ★ Plastic Cups
★ Balls ★ Origami Paper ★ Magic Playing Cards

A Game for 2 to 6+ Players



- Only recharge batteries under adult supervision.
- Do not recharge non-rechargeable batteries.
- Do not mix different types of batteries, or new and used batteries.
- Use only AAA or their equivalent as stated.

The normal function of the product may be disturbed by strong electro-magnetic interference. If so, simply reset the product by switching off then on to resume normal operation. In case the function could not resume, please use the product in another location.



Disposal of old Electrical and Electronic Equipment.
 This symbol on the product or its packaging indicates that this product shall not be treated as household waste. Instead it should be handed over to the appliance collection point for the recycling of electrical and electronic equipment. For more detailed information about recycling of this product, please contact your local Civic Office, your household waste disposal service or the shop where you purchased the product.

If returning the old product to the store where you purchased the new item from, you should first check they are in an applicable scheme. The old product must have the same function as the new product and may have to be returned within a set period from the date of purchase of the new item.

You must take proof of purchase of your new item when returning your old product to the store.

Requires 3x AAA Batteries NOT INCLUDED. Please remember that small button cells and AAA batteries should be kept away from young children as they could be easily swallowed. Seek medical advice if you believe a cell has been swallowed.

Contents may vary from those shown. Please retain this information.
 From: Drummond Park Limited, PO Box 790, Ipswich, IP1 9GP, UK. Designed in UK.

